



David Rankin's Worldwide Watercolor Training Center

David Rankin's Watercolor Training 6 Value Recipes

Click mouse... or use Arrow Keys
to move at your own pace...
back & forth in this recipe.
Click the "esc" key to quit or exit.

Value Recipes



Most Common



Daybreak



Last Light



Afternoon



Most Common



Daybreak



Last Light



Afternoon

Learn these recipes... then apply them


Nature's 6 Value Recipes



The most critical factor in the illusion of visual depth is a color's value...

Not whether it's warm or cool!





Most Common - Dark - Gray - Light



Daybreak - Gray - Dark - Light



Sunset - Light - Gray - Dark



Rain Cloud - Light - Dark - Gray



Afternoon - Dark - Light - Gray




Last Light - Gray - Light - Dark

Learning how to create these 6 value recipes will help you discern values in any potential painting subject.

Each recipe corresponds to a common & unique perception of light in Nature.

- Most Common
- Daybreak
- Afternoon
- Rain Cloud
- Sunset
- Last Light



Most Common Recipe

Start by painting grays into entire middle distant mountain.
Then paint darks over grays.




Daybreak Recipe

Paint foreground grays... then paint darks into mountain and around foreground house, roof, & trees.




Afternoon Recipe

Paint distant sky grays first... then put the darkest darks into foreground. Leave middle distant hill white.



Raincloud Recipe

Paint sky gray... then the middle distance goes dark. Leave foreground shapes white.



Sunset Recipe

As the sun goes lower it illuminates the foreground. So paint the middle distant hill gray and the sky dark.



Last Light Recipe

This is often the most dramatic value recipe
Foreground is gray, sky goes dark, light in the middle.



Most Common Recipe

1st Step: Paint the mountain a mid-value gray.

2nd Step: Then... paint the foreground in the darkest value



Daybreak Recipe

1st Step: Paint the foreground gray.

**2nd Step: Then...
paint mountain in the
darkest value**



Afternoon Recipe

1st Step: Paint the distant sky a mid-value gray.

**2nd Step: Then...
paint the foreground in the
darkest value**



Rain Cloud Recipe

1st Step: Paint the distant sky a mid-value gray.

2nd Step: But then... paint the middle distant mountain in the darkest value



Sunset Recipe

1st Step: Paint the mountain gray

2nd Step: Then... the sky in the darkest value



Last Light Recipe

**1st Step: Paint the
Foreground... gray**

**2nd Step: Paint the sky
in the darkest value**



Most Common



Day Break



Afternoon



Rain Cloud



Sunset



Last Light

Now... watch me paint these recipes.

