


## Sketching the Camel and Rider





Reference



Start with the head; add neck shapes; then add the body.




Next add the legs; two pieces each; then add the feet (hooves).




Sketch the rider, saddle & saddle blanket.




Anchor feet to the ground. Add horizon line.



Add the reins and other hanging do-dads.



Decide placement for the sun.



Sketch in the sun. Final sketch.



Tape of the horizon line. Get ready to paint.